

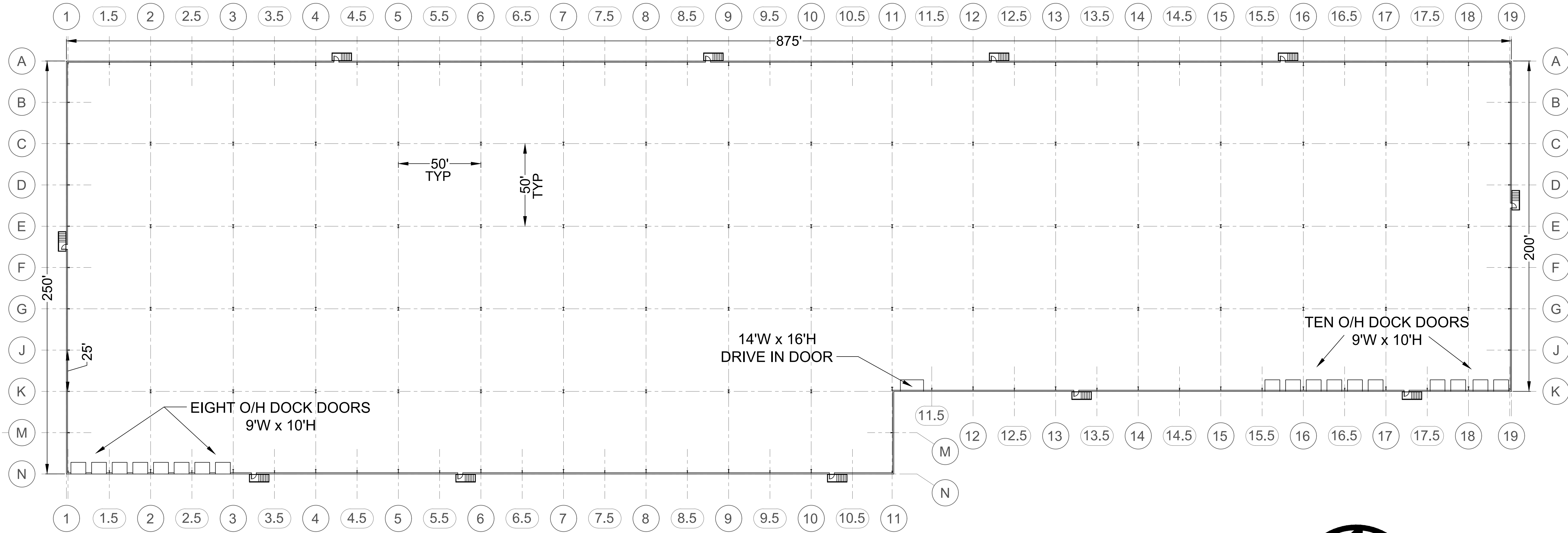

BUILDING 17

ROTTERDAM CORPORATE PARK AERIAL VIEW

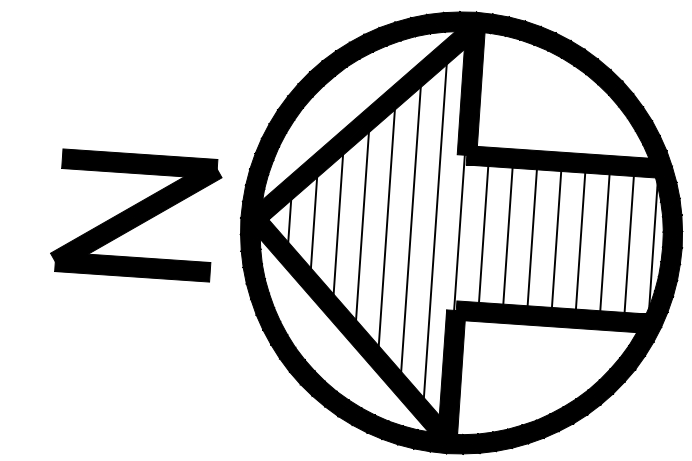
SCALE: NTS

GENERAL NOTE:
THIS DOCUMENT HAS BEEN PREPARED BASED UPON VARIOUS INFORMATION, TYPICALLY INCLUDING EXISTING OLDER DRAWINGS, SKETCHES, PICTURES, ETC., PROVIDED BY OTHERS. THE GALESIGROUP ENGINEERING DEPARTMENT HAS NOT VERIFIED THE ACCURACY OR COMPLETENESS OF THIS INFORMATION AND SHALL NOT BE RESPONSIBLE FOR ANY ERRORS OR OMISSIONS THAT MAY BE INCORPORATED AS A RESULT OF ERRONEOUS INFORMATION PROVIDED BY OTHERS. IN CERTAIN INSTANCES, WHEN THERE IS CONFLICTING INFORMATION, THE DEFAULT REPRESENTATION SET FORTH HEREIN IS EITHER (A) THAT TAKEN FROM THE MOST RECENT DOCUMENT IF BOTH DOCUMENTS ARE DATED, OR (B) THAT DETERMINATION WHICH ADHERES MOST CONSISTENTLY WITH GENERALLY ACCEPTED CONSTRUCTION STANDARDS.

GALESIGROUP
ENGINEERING DEPARTMENT
Building #63 Rotterdam Industrial Park
Schenectady, NY 12306
Phone: 518-356.9150 Fax: 518-356.3690



1
A 101 WAREHOUSE FLOOR PLAN (200,000 SF)
SCALE: 1/32" = 1'-0"



| REMARKS | DATE |
|---------|------|
| | |
| | |
| | |
| | |
| | |
| | |
| | |
| | |
| | |
| | |

REVISIONS

EXISTING WAREHOUSE FLOOR PLAN
200,000 SF
BUILDING 17 - ROTTERDAM CORPORATE PARK
ROTTERDAM, NEW YORK 12306
FILE: SCALE AS NOTED | BY: BDN | CHK: | DATE: 8-18-2022 | REFERENCE:

SHEET NO.
A 101